





Truck-mounted concrete pumps – iONTRON Hybrid

 <p>In electric mode:</p>	 <p>63 A</p>	 <p>125 A</p>	 <p>In diesel mode:</p> <p>Same performance characteristics like on the standard machine: e.g. 16H = output 160 m³/h and delivery pressure 85 bar</p>	
	Output:	up to 50 m ³ /h		up to 100 m ³ /h
	Delivery pressure:	up to 50 bar**		up to 62 bar**



Note: This is an example of a BSF 36-4 as a iONTRON Hybrid version. There are also other machine types available, with the same technical data for the electric drive. Technical modifications reserved.

Technical data

Machine data are the same like on the standard machines. Furthermore, the performance of the diesel mode is the same. The only difference is the electric mode.

Electric Drive	
Power electric motor	92 kW
Power supply on site	125 A or 63 A, 400 V, 50 Hz, RCD type B with 500 mA TN-S-System
Length power cable	35 m
Battery	not needed

E-mode	
Available power electric motor for core pump	approx. 45 kW
Output max. (63 A)	approx. 50 m ³ /h**
Output max. (125 A)	approx. 100 m ³ /h**
Delivery pressure max. (63 A)	approx. 50 bar**
Delivery pressure max. (125 A)	approx. 62 bar**

Eco-friendliness	
CO ₂ -Emission	up to zero*
Noise level	50 % noise level reduction compared to diesel operation (E-mode: 107 dB(A) vs. diesel mode: 115 dB(A)) ¹
Fuel consumption	zero liter diesel in E-mode

* Depending on local electricity mix.

** Based on construction site tests. The electric power may be restricted depending on the conditions of use. The output volume depends on the pressure and site conditions.

¹ Guaranteed sound power level "pump – piston-side drive". 10 dB(A) less = half the noise, 3 dB(A) less = half the risk of hearing damage.



Small switch cabinet and compact liquid cooler



Switch cabinet with main switch



Hydraulic cable drum

Components

Electric motor

Smart integration of the e-motor into the pump train (Patent pending)

Switch cabinet with main switch

Small switch cabinet with DC link voltage

Converter

Compact liquid cooler

Hydraulic cable drum with 35 m cable

Manual operation for easy winding and unwinding of the cable drum

Machine and chassis availability

20 m class:

for the BSF 24-4 and BSF 28-4 with the core pumps 11H and 15iLS

30 m class:

for the BSF 36-4 with the core pumps 16H, 15iLS and 17iLS

40 m class:

for the BSF 42-5 and BSF 47-5 with the core pumps 16H, 15iLS and 17iLS

As the electric engine is directly connected to the gearbox and powertrain this has major implication to the wheelbase and hydraulic pump configuration: The overall length of the pump train is about 2 meters depending on different core pump types (see list above).

Chassis clarification is key to any iONTRON request. This technical check must be done together with the technical department of Putzmeister Concrete Pumps GmbH.

Therefore, vehicle specifications have already been reviewed and recommended by our technical department, as these ensure the best possible wheelbase in the respective vehicle configuration.

Furthermore, a separate quotation drawing should be requested, to clarify the national permit in advance.

iONTRON